

When you need
equipment you
can depend on,
we'll be there.



TREND NETWORKS

Depend On Us

WHO WE ARE

ABOUT TREND NETWORKS

OUR STORY

TREND Networks (formerly IDEAL Networks) manufactures a leading range of network and cable test equipment, with expert teams supporting customers all over the world.

Whether you're a network technician, systems integrator, or cable installer, at some point, you'll run into a problem on site. This is when you can Depend On Us most.

Every day, the TREND Networks team is committed to exceeding expectations, even in difficult circumstances. Going above and beyond to support our customers is in our DNA. Our deeply engrained 'Depend On Us' philosophy ensures that our customers know we will always provide the performance and support they need to be productive. Read more about Our Promise.

At TREND Networks, we believe in partnerships, with our suppliers, employees, and our customers. We understand that there is no 'one size fits all' approach. By taking the time to listen to what our customers need, we can provide frictionless, flexible solutions to specific challenges. The result? Long term partnerships that help businesses all over the world to grow and evolve.

From our UK headquarters to our international offices, our culture of innovation enables us to set an industry leading pace. Using decades of industry experience, we bring to market a wide range of up-to-date and

dependable test equipment that delivers the fast, accurate results that help our customers to get the job done.

Our key solutions include cable certifiers, data cable testers, cable verifiers, cable qualifiers, fibre cable testers, active network testers, network transmission testers, PoE testers, CCTV testers, bandwidth testers, industrial Ethernet testers, and more. Plus, technical support, training, service, calibration, educational resources, and advice.



VISION

“To Empower the Connected World”

OUR PROMISE

YOU CAN **DEPEND ON US**



At TREND Networks we know that you need to be confident that our data cable and network testing equipment provides fast, accurate results in all circumstances - even the most difficult ones.



UNLIKE WITH OTHER SUPPLIERS, WITH TREND NETWORKS YOU CAN ALWAYS:

DEPEND ON OUR EQUIPMENT

Our Lifetime Support Promise means we will continue to calibrate and repair the cable and network testing equipment you buy from us for as long as you use it. If we are ever unable to source replacement parts for older products, we'll offer up to 30% discount off the latest generation.



DEPEND ON OUR DATA

The TREND AnyWARE Cloud ecosystem is the only system providing testing for cable certification, active network troubleshooting and bandwidth testing. As you grow, or as technology changes the TREND AnyWARE Cloud keeps you covered.



DEPEND ON OUR SUPPORT

Our Rapid Resolution service means that, if we cannot answer your call immediately we strive to return ALL technical support calls within 2 business hours. Our unique 'Real Time Troubleshooting' technology enables instant remote access to your tester anywhere in the world to resolve problems fast maximising workforce productivity. To reach Tech Support call our Tech Hotline: +44 (0)1494 486432.



Visit our website for full terms and conditions.

*Products included in the Lifetime Support Promise – SignalTEK II, SignalTEK II FO, SignalTEK CT, SignalTEK NT, SignalTEK 10G, LanTEK II, LanTEK III, LanTEK IV, LanTEK IV-S, FiberTEK FDX, FiberTEK III, FiberTEK IV, LanXPLOER Pro, NaviTEK II, NaviTEK NT and NaviTEK IE. For full details please see Terms and Conditions.

CONTENTS

COPPER Installation

VDV II	5
POE PRO	6
SIGNALTEK CT	7

COPPER AND FIBRE Installation

LANTEK IV-S	8
FIBERTEK IV	11
TREND ANYWARE CLOUD / DESKTOP	12
FIBERTEK III	14
SAPPHIRE CARE PLAN	15

FIBRE Installation

FIBERMASTER FUSION SPLICER SERIES	16
FIBERMASTER OTDR / PMLS	18
VFF5	21

NETWORK Troubleshooter

SIGNALTEK 10G	22
NAVITEK NT	24
SIGNALTEK NT	25
LANXPLOER PRO	26

CCTV Tester

SECURITEST IP	27
---------------	----

INDUSTRIAL ETHERNET Tester

NAVITEK IE	28
------------	----

CABLE TRACING Tester

tone and probe	29
----------------	----

SELECTION Guide

30

VDV II

VOICE, DATA AND VIDEO CABLE VERIFIER

More than just a wiremapper

The VDV II Series are easy to use cable testers that check the integrity of copper cables commonly found in domestic, commercial or industrial voice, data or video installations.

Employing state-of-the-art technology, VDV II offers functionality not previously available in a wiremapper.

From Basic to Pro, you're always connected with test data you can depend on.

AnyWARE.



FEATURES

- AnyWARE Cloud connectivity and reporting via the TREND AnyWARE App
- RJ45, RJ11/RJ12 and coax ports
- TDR technology pinpoints cable faults eliminating unnecessary guess work
- Ability to identify and trace cables with a compatible inductive tone probe (optional)
- PoE service detection with voltage information
- Support for all common LAN cables (TIA 568A/B wiring schemes)
- Large backlit screen provides instantaneous, easy to read test results
- Identifies analogue (PBX) and digital (ISDN) telephone services
- Displays network rate and duplex information
- Port blink to visually trace cable
- Voltage protection - cable testing disabled if >2V is detected

Part No.	Kit content
R158007	VDV II – Voice, Data and Video Cable Verifier. Includes 1 x tester, 1 x dual port remote unit, 1 x coax remote unit, 1 x alkaline battery, 1 x multi-language user guide
R158008	VDV II Plus – Voice, Data and Video Cable Verifier
R158005	VDV II Pro – Voice, Data and Video Cable Verifier
Additional content for VDV II Plus and Pro: Includes 1 x tester, 1 x dual port remote unit, 1 x coax remote unit, 1 x alkaline battery, 1 x multi-language user guide, 2 x RJ45 to alligator clip cable 390mm, 2 x screened RJ45 to RJ45 cable 150mm, 2 x RJ12 to RJ12 cable 100mm, 1 x F-type plug to F-type plug cable 230mm, 1 x F-81 barrel splice, 1 x BNC female to F-type male adapter, 1 x BNC female to F-type female adapter, 1 x RCA female to F-type male adapter, 1 x RCA female to F-type female adapter, 1 x wallet wiring card, 1 x carry case	
Part No.	Recommended Accessories
158050	Kit of 12 x RJ45 remote units (#1 - #12)
158051	Kit of 24 x RJ45 identifiers (#1 - #24)
158053	Kit of 12 x coax remote units (#1 - #12)
R180001	1 x TREND amplifier probe

Description is for VDV II Pro model.
For features of VDV II Plus and VDV II, please visit
www.trend-networks.com

PoE Pro

DATA CABLE AND POWER
OVER ETHERNET VERIFIER

Eliminate guesswork from PoE
installations

The PoE Pro eliminates guesswork when installing,
maintaining and troubleshooting networks where PoE
is deployed.

Test results are stored in real-time on the free
AnyWARE Cloud mobile app and are seamlessly
uploaded to AnyWARE Cloud where professional PDF
reports are generated.

The PoE Pro identifies the Class of the PoE source and
power available to a PoE device regardless of cable
length, cable quality or other factors. Provides a clear
pass/fail result to IEEE 802.3af/at/bt standards.



Now Create
and Manage Test
Reports with
AnyWARE Cloud



Download the FREE App today

Download on the App Store

GET IT ON Google play



FEATURES

- **AnyWARE Cloud** connectivity and reporting via the AnyWARE Cloud app
 - **Multimedia Support:** RJ-45, RJ-11/RJ-12 and coax ports for verification of low voltage copper cables
 - **TDR Length Testing and Troubleshooting:** Pinpoints cable faults eliminating unnecessary guesswork
 - **Tone Generator:** Ability to identify and trace cables with a compatible inductive tone probe (optional)
 - **PoE Detection:** Identify the IEEE standard, Class, Type, max Power (W) and Voltage (V) available
- **Large Backlit Screen:** Instantaneous, easy to read test results
 - **Media Service Detection:** Identifies analog (PBX) and digital (ISDN) telephone services
 - **Extended Power Test:** Some switches / injectors may provide power exceeding its IEEE Class rating. Hold button for 3 seconds to measure maximum available power up to 90 watts
 - **Ethernet Detection:** Displays network rate and duplex information
 - **Voltage Protection:** Cable testing disabled if >2V detected

Part No.	Kit Contents
R158006	PoE Pro — Data Cable and Power over Ethernet Verifier. Includes 1 x tester, 1 x dual port remote unit, 1 x coax remote unit, 1 x alkaline battery, 1 x multi-language user guide, 2 x RJ45 to alligator clip cable 390mm, 2 x screened RJ45 to RJ45 cable 150mm, 2 x RJ12 to RJ12 cable 100mm, 1 x F-type plug to F-type plug cable 230mm, 1 x F-81 barrel splice, 1 x BNC female to F-type male adaptor, 1 x BNC female to F-type female adaptor, 1 x RCA female to F-type male adaptor, 1 x RCA female to F-type female adaptor, 1 x wallet wiring card, 1 x carry case.
POEPRO-KIT	POEPRO-KIT - PoE Pro, 1 x Amplifier Probe for Data Cable Tracing, 24 x RJ45 identifiers (#1 - #24), 12 x coax remote units (#1 - #12) and 3 year warranty.
Part No.	Recommended Accessories
158050	Kit of 12 x RJ45 remote units (#1 - #12)
158051	Kit of 24 x RJ45 identifiers (#1 - #24)
158053	Kit of 12 x coax remote units (#1 - #12)
R180001	1 x TREND amplifier probe

SignalTEK CT

DATA CABLE TRANSMISSION TESTER

Proof of Performance

If you install or maintain data cabling, SignalTEK CT allows you to generate PDF test reports that prove installed links run at Gigabit Ethernet transmission rates.

SignalTEK CT also gives network owners the assurance that installed cabling will support bandwidth hungry services like VoIP, IP CCTV and video streaming following moves, adds and changes.



Download the FREE App today



TREND
AnyWARE
APP

FEATURES

- Fast Autotest provides proof of network performance in seconds
- Support for shielded and unshielded twisted pair cable including Cat 5e, Cat 6, Cat 6A and Cat 7
- Stores up to 5000 tests to accommodate even the largest jobs
- Identify and trace cables with a compatible amplifier probe (R180001)
- Automatic generation of PDF test reports makes documentation effortless
- Tests against IEEE802.3ab to assure cable performance against a recognised international standard
- No requirement for annual calibration reducing cost of ownership
- Field replaceable RJ45 contacts eliminate downtime from worn or damaged connectors

Part No.	Kit Contents
R156006	SignalTEK CT – Data Cable Transmission Tester. Includes 1 x display with touchscreen, 1 x remote, 2 x NiMH batteries, 2 x patch cables - 30cm, Cat 5e STP, 2 x power supply with EU/UK/US adapters, 1 x USB Wi-Fi adapter, 1 x user manual, 1 x carry case
Part No.	Recommended Accessories
150058	1 x RJ45 insert extraction tool, 10 x lifejack RJ45 inserts
151052	1 x Alkaline battery module
R180001	1 x TREND amplifier probe

For additional accessories, please visit www.trend-networks.com

FEATURING
 **VisiLINQ™**

NEW

INTRODUCING **LanTEK IV-S**

LanTEK IV-S

THE MOST POWERFUL AND FASTEST CERTIFIER WE'VE EVER MADE.

The LanTEK IV-S copper and fiber data cable certifier is the future of cable certification and testing. Saving you time it will test and save a Cat6A link in 7 seconds and certifies links up to Cat8.1 and Cat8.2, including TCL and Resistance Unbalance measurements.

FEATURES

7 Second Test Time – Test and save a Cat6A test within 7 seconds.

VisiLINQ™ increases productivity – VisiLINQ™ permanent link adapters present a new and unique way to test, everything you need to operate the certifier and verify the results in the palm of your hand.

Fastest Cloud test management software in the world - Uploading tests / generating reports is even faster.

No downtime or unexpected bills – The Sapphire Care Plan is designed to minimise down time, reduce the cost of ownership and protect against unforeseen repair bills.



Part No	Kit Contents
R163008	LanTEK IV-S 500MHz Cable Certifier. TIA Category 6A/ ISO Class EA. LanTEK IV Display/Remote handsets, Li-ion Battery (2), Univ. Power Adapter (2), Hang Strap (2), Quick Ref. Guide, Carry Case, CAT6A RJ45 VisiLINQ Permanent Link Adapters (2), CAT6A/6/5e RJ45 Channel Adapter (2)
R163009	LanTEK IV-S 3000MHz Cable Certifier. TIA Category 8/ ISO Class I/II. LanTEK IV Display/Remote handsets, Li-ion Battery (2), Univ. Power Adapter (2), Hang Strap (2), Quick Ref. Guide, Carry Case, CAT8 RJ45 VisiLINQ Permanent Link Adapters (2), Cat8.1/6A/6/5e RJ45 Channel Adapter (2)
TRADE163008	Trade-In of any Cat5e (or higher) cable certifier to a LanTEK IV-S 500MHz
TRADE163009	Trade-In of any Cat5e (or higher) cable certifier to a LanTEK IV-S 3000MHz

LanTEK IV-S Optional Adapters and Accessories

Part No	Descriptions
R163052	LT IV-CAT6A/6/5e RJ45 Channel Adapter (Single)
R163053	LT IV-Cat8.1/6A/6/5e RJ45 Channel Adapter (Single)
R163054	LT IV-Cat8.2 TERA Universal Adapter (Single)
R163056	LT IV-Cat8.2 GG45 Universal Adapter (Single)
R163055	LT IV-Cat8.2 EC7 Universal Adapter (Single)
R163057	LT IV-Cat5e / Class D Patch Cord / MPTL Test Adapter (Single)
R163058	LT IV-Cat6 / Class E Patch Cord / MPTL Test Adapter (Single)
R163059	LT IV-Cat6A / Class Ea Patch Cord / MPTL Test Adapter (Single)
R161050	LT III/IV-CAT6A/8.1 PLA Replacement Tips (Pair)

Sapphire Care Plans for LanTEK III/IV/IV-S

Part No	Descriptions
SCP1YRN	Sapphire Care Plan - Copper - 1 Year (incl. 10% discount) *
SCP2YRN	Sapphire Care Plan - Copper - 2 Years (incl. 10% discount) *
SCP3YRN	Sapphire Care Plan - Copper - 3 Years (incl. 10% discount) *
SCP1YR	Sapphire Care Plan - Copper - 1 Year
SCP2YR	Sapphire Care Plan - Copper - 2 Years
SCP3YR	Sapphire Care Plan - Copper - 3 Years

Included: Free repairs, free annual calibration, free loan tester during repairs and calibration, free shipping, free firmware updates, free technical support, free replaceable wear parts. Terms and conditions apply.

* when purchased within 60 days of purchasing a new LanTEK IV/IV-S.

For a full list of optional accessories, please visit our website.



CABLE CERTIFIER Bundles

We have created a series of product bundles with our most popular accessories, listed below and applied a generous discount to the bundled offering. Visit our website to see how much you could save on each bundle.

Part No	Quantity	Description	LT4-500S	LT4-3000S	LT4-500FS	LT4-3000FS	LT4-500FOS	LT4-3000FOS
			Bundle					
			1	2	3	4	5	6
R163008	1	LanTEK IV-S 500MHz (with PL/CH adapters)	•		•		•	
R163009	1	LanTEK IV-S 3000MHz (with PL/CH adapters)		•		•		•
SCP1YRN	1	Sapphire Care Plan - 1 Year (incl. 10% discount)	•	•	•	•	•	•
R164010	1	FiberTEK IV-MM LED & SM Laser Kit			•	•	•	•
R164061	1	FT III/IV-Cable and adapter kit LC MM 50/125µm			•	•	•	•
R164062	1	FT III/IV-Cable and adapter kit LC SM 9/125µm			•	•	•	•
SCP1YF-PAIRS	1	Sapphire Care Plan - Fibre (MM and SM) - 1 Year			•	•	•	•
R240-QIP	1	FiberMASTER Quad OTDR					•	•
R240-ML-SCSC	2	Launch Cable, OM3, 150m, SC-SC					•	•
R240-ML-SCLC	2	Launch Cable, OM3, 150m, SC-LC					•	•
R240-SL-SCLC	2	Launch Cable, SM G.657 A1, 150m, SC-LC					•	•
R240-SL-SCSC	2	Launch Cable, SM G.657 A1, 150, SC-SC					•	•
R240-VIP	1	FiberMASTER Video Inspection Probe					•	•
SCP1YFM-Q	1	Sapphire Care Plan - FiberMASTER Quad - 1 Year					•	•

Bundle 1	Bundle 2	Bundle 3	Bundle 4	Bundle 5	Bundle 6
LT4-500S	LT4-3000S	LT4-500FS	LT4-3000FS	LT4-500FOS	LT4-3000FOS
					

FiberTEK IV


FiberTEK IV adapters are used with LanTEK IV-S for fast and simple certification of high bandwidth single-mode and multimode fibre optic cabling including support for encircled flux testing.



R164008

FEATURES

- **Troubleshooting:** Red laser light source to visually pinpoint faults and locate fibre ports
- **Receive LED indicator:** Flashes red to warn of light from other sources, green when linked to FiberTEK IV
- **Certification:** Tier-1 certification of single-mode and multimode fibre optic cabling
- **Encircled Flux compliance:** Enables compliance to the 2016 fibre standards IEC 14763-3 and ANSI/TIA- 526-14-C (optional accessory - see back page for details)
- **Field calibration:** Allows 1 and 3 jumper field calibration methods to ensure accuracy and compliance to ISO/IEC and ANSI/TIA standards
- **Supports all common connector types:** SC, FC, ST adapters included. LC adapters optional
- **Simplified bi-directional measurements:** Eliminates process of manually merging directional tests into one record



Part No	Kit Contents
R164008	FiberTEK IV-MM LED Kit. Two multimode FiberTEK IV modules, lockable semi-rigid carrying case, SC, FC, ST adapters for modules (2 ea.), SC-SC patch cords, 6x 9µm MMF) compliant to ISO/IEC 14763-3 standard, quick reference guide. Compatible with LanTEK IV-S.
R164009	FiberTEK IV-SM Laser Kit. Two single-mode FiberTEK IV modules, lockable semi-rigid carrying case, SC, FC, ST adapters for modules (2 ea.), SC-SC patch cords, 6x 50µm MMF) compliant to ISO/IEC 14763-3 standard, quick reference guide. Compatible with LanTEK IV-S.
R164010	FiberTEK IV-MM LED & SM Laser Kit. Two multimode FiberTEK IV modules, two single-mode FiberTEK IV modules, lockable semi-rigid carrying case, SC, FC, ST adapters for modules (2 ea.), SC-SC patch cords, 6 x 9µm, 6 x 50µm compliant to ISO/IEC 14763-3 standard, quick reference guide. Compatible with LanTEK IV-S.

FiberTEK IV Optional Accessories

Part No	Descriptions
R164050	FT III/IV-Encircled Flux 50/125um Cable SC - SC
R164051	FT III/IV-Encircled Flux 50/125um Cable SC - LC
R164064	FTIII/IV - LC Receiver Adapter (Single)

Sapphire Care Plans for FiberTEK III/IV

Part No	Descriptions
SCP1YF	Sapphire Care Plan - Fibre (Per Pair) - 1 Year
SCP2YF	Sapphire Care Plan - Fibre (Per Pair) - 2 Years
SCP3YF	Sapphire Care Plan - Fibre (Per Pair) - 3 Years

Included: Free repairs, free annual calibration, free loan tester during repairs and calibration, free shipping, free firmware updates, free technical support, free replaceable wear parts. Terms and conditions apply.
 * when purchased within 60 days of purchasing a new LanTEK IV-S.

For a full list of optional accessories, please visit our website.



TREND
AnyWARE[®]
CLOUD

The AnyWARE Cloud Test Management Software is now the fastest in the World
Uploading tests / generating reports is even faster

The TREND AnyWARE Cloud management system allows real time collaboration between Project Managers and Field Technicians. There is no need for Field Technicians to setup the LanTEK IV-S, Project Managers pre-configure the jobs and tests in the TREND AnyWARE Cloud, eliminating potential mistakes and compressing the time taken to prepare reports for customers and warranties.

Cloud software

- **Operates anywhere with a web browser** – TREND AnyWARE Cloud operates on a PC, Mac and tablet devices (Android and iOS)
- **Free storage** – No need for separate servers or backup systems.
- **Easy to find project files** – Attach all project files including cable layout drawings, videos, and photos into the TREND AnyWARE Cloud. Everything you need in one place.
- **Share reports easier** – Use TREND AnyWARE Cloud to share links to the test reports eliminating the need to manually email large attachments.

- **Reduce training time with WalkMe** – TREND AnyWARE Cloud is embedded with the WalkMe digital adoption platform providing proactive, step-by-step guidance on all key tasks.
- **Easiest project navigation with drag and drop in a Cloud solution** - Navigating between the building/room/cabinet/rack is easier than ever with collapsible folders.

Fleet management

- **Easily manage the certifier fleet** – Fleet manager allows you to see who has the certifier, when the software was last updated, calibration due date and when the results were last synced. Allowing you to manage tester downtime and ensuring results are transferred back to the office and not lost or deleted.



Site 415
Building B
Floor 5
Cabinet 1
Cabinet 2

Test Name	Date	Time	Cable standard	Test Limit LTV	Link model	Length (m)	Headroom (dB)
Cabinet 1							
AP_01	28/07/2021	16:25	ANSI/TIA-56...	Cat5	Permanent L...	17.24	10.70
AP_02	28/07/2021	16:25	ANSI/TIA-56...	Cat5	Permanent L...	17.52	10.60
Port01	10/08/2021	13:13	ANSI/TIA-56...	Cat5	Permanent L...	0.00	19.00
Port02	10/08/2021	13:13	ANSI/TIA-56...	Cat5	Permanent L...	0.07	18.90
Port03	10/08/2021	14:09	ANSI/TIA-56...	Cat8	Permanent L...	0.01	0.00
Register 01	28/07/2021	16:26	ANSI/TIA-56...	Cat5	Permanent L...	17.75	10.40
Register 02	28/07/2021	16:44	ANSI/TIA-56...	Cat5	Permanent L...	17.18	10.60
Register 03	28/07/2021	16:44	ANSI/TIA-56...	Cat5	Permanent L...	16.97	10.80
Register 04	28/07/2021	16:44	ANSI/TIA-56...	Cat5	Permanent L...	17.33	10.70
Register 05	10/08/2021	13:12	ANSI/TIA-56...	Cat5	Permanent L...	0.00	21.40

TREND AnyWARE Cloud Jobs screen



TREND AnyWARE Cloud Test Result screen



Real time collaboration between Project Managers and Field Technicians

Pre-configuration

- **Reduce setup errors** – Project Managers pre-configure all project information in the TREND AnyWARE Cloud and Field Technicians simply download the project to the LanTEK IV-S eliminating any mistakes from manual data entry.
- **Create the most complex test ids** – Easily create simple or sophisticated naming conventions required by the client.

Troubleshooting

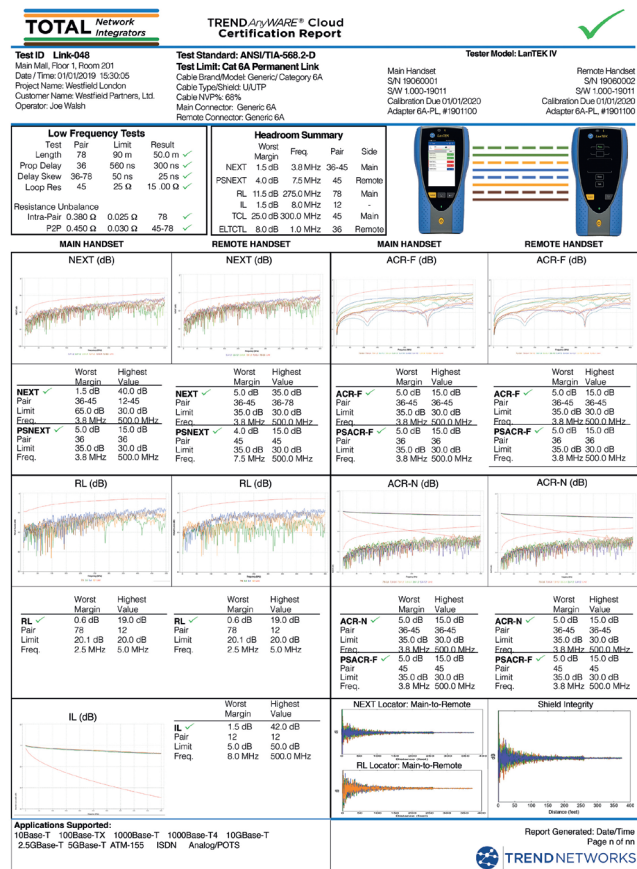
- **Advanced filtering** – filter tests on any field to reduce the time spent searching.

Support

- **Reduce training time** – The TREND AnyWARE Cloud comes with proactive, step-by-step guidance for all the key features.
- **Team Viewer Live Support** – Using it's built-in Team Viewer server, users can connect to a LanTEK IV-S remotely to troubleshoot failed links, minimising troubleshooting time, increasing collaboration and reducing call-backs.

Professional reports


- **Customer profiles** – Create a profile for each of the customers with their company logo, address and contact details. This information is automatically pulled through to the reports, saving time.
- **3 Report Formats**
 - **Standard report** – The Standard report combines the Single line and Brief report.
 - **Single line report** – This is a summary report showing multiple tests per page.
 - **Brief report** – This is a comprehensive report with all the measurement results with one page per test.



Professional PDF Report generated by the TREND AnyWARE Cloud

FiberTEK III

FiberTEK III adapters are used with LanTEK III for fast and simple certification of high bandwidth single-mode and multimode fibre optic cabling including support for encircled flux testing.



Download the FREE App today



TREND
AnyWARE
APP

FEATURES

- **Certification:** Tier 1 certification of single-mode and multimode fibre optic cabling
- **Troubleshooting:** Red laser light source to visually pinpoint faults and locate fibre ports
- **Protected test ports:** Attached covers protect ports, minimise contamination and will not be misplaced
- **Encircled Flux compliance:** Enables compliance to the new fibre standards IEC 14763-3 and ANSI/TIA 526-14-C
- **Field calibration:** Allows 1 and 3 jumper field calibration methods to ensure accuracy and compliance to IEC and ANSI/TIA standards
- **Supports all common connector types:** SC, FC, ST adapters included. LC adapters optional
- **Simplified bi-directional measurements:** Eliminates process of manually merging directional tests into one record
- **Standards:** Complies with all international standards including TIA and ISO/IEC

Part No.	Kit Contents
R164005	FiberTEK III-MM LED Kit - Includes two multimode FiberTEK III modules, lockable semi-rigid carrying case, SC, FC, ST adapters for modules (2 ea.), SC-SC patch cords, 6x 50µm MMF compliant to ISO/IEC 14763-3 standard, quick reference guide.
R164006	FiberTEK III-SM Laser Kit - Includes two single-mode FiberTEK III modules, lockable semi-rigid carrying case, SC, FC, ST adapters for modules (2 ea.), SC-SC patch cords, 6x 9µm SMF compliant to ISO/IEC 14763-3 standard, quick reference guide.
R164007	FiberTEK III-MM LED & SM Laser Kit - Includes two multimode FiberTEK III modules, two single-mode FiberTEK III modules, lockable semi-rigid carrying case, SC, FC, ST adapters for modules (2 ea.), SC-SC patch cords, 6 x 9µm SMF, 6 x 50µm MMF compliant to ISO/IEC 14763-3 standard, quick reference guide.
Part No.	Recommended Accessories
R164060	FT III-Set of SC, FC and ST screw-on adapters
R164050	FT III-Encircled Flux 50/125um cable SC - SC
R164051	FT III-Encircled Flux 50/125um cable SC - LC

Sapphire Care Plans for FiberTEK III/IV

Part No	Descriptions
SCP1YF	Sapphire Care Plan - Fibre (Per Pair) - 1 Year
SCP2YF	Sapphire Care Plan - Fibre (Per Pair) - 2 Years
SCP3YF	Sapphire Care Plan - Fibre (Per Pair) - 3 Years
Included: Free repairs, free annual calibration, free loan tester during repairs and calibration, free shipping, free firmware updates, free technical support, free replaceable wear parts. Terms and conditions apply. * when purchased within 60 days of purchasing a new LanTEK IV-S.	





Sapphire CARE PLAN

Complete protection for your LanTEK III/IV-S and FiberTEK III/IV

The Sapphire Care Plan is designed to help minimise down time, reduce the cost of ownership and protect against unforeseen repair bills.

Free Annual Calibration – Maintain Accuracy

Free Repairs – Protect Against Unforeseen Bills

Free Loan Unit During Repairs and Calibration – No Downtime

Free Online Training and Technical Support – Improve Efficiency

Free Shipping – Reduce Costs

Free Replaceable Wear Parts – Reduce Cost of Ownership

Every year choose from one of the following options.

- 4 x Permanent Link Adapter Tips (Pair)
- 4 x CAT6A Reference Patch Cord (Single)
- 2 x CAT6A Channel Adapter (Single)
- 1 x LanTEK III/IV-S Battery (Single)

For a full list of optional accessories, please visit our website.



Upgrade Options

Existing customers can
always Depend On Us



Upgrade your existing LanTEK IV to the most powerful and fastest certifier we've ever made with one of the options below.

Option 1

Software and Hardware

New or existing Sapphire Care Plan customers can upgrade to a LanTEK IV-S free of charge.

Option 2

Software and Hardware

Non-Sapphire Care Plan customers can upgrade to a LanTEK IV-S for a small fee including 12 month calibration.

Option 3

Software only

All existing LanTEK IV customers can upgrade to the new 3.0 software Operating System free of charge.

If you're not a Sapphire customer don't worry you can purchase a 1, 2 or 3 year Sapphire Care Plan and receive the free upgrade.

Book your upgrade today!



Terms and conditions apply. Upgrade includes hardware and software updates at one of our Service Centres. For Sapphire Care Plan customers the free upgrade replaces the choice of free accessory in that year.

THE ULTIMATE SOLUTION FOR FAST AND PRECISE FUSION SPLICING

NEW



FiberMASTER Fusion Splicer Series

Experience Fast and Precise Fusion Splicing with Reliable Support, Backed by a 3 Year Warranty.

FiberMASTER S60 and S40 Fusion Splicers offers superior splice performance in as little as 6 seconds. With industry leading repeatability, your last splice will be as accurate as your first. Safeguarding your investment has never been easier with unmatched customer support and a 3 year warranty as standard. Sapphire Care Plan is also available to minimise downtime and avoid unexpected service or repair costs.

FEATURES

Robust and Reliable.
Built for field use in a variety of
real-world conditions.

Dependable Performance.
Industry leading with splice loss as low
as 0.01dB.

Consistent Repeatability
FiberMASTER achieves maximum performance
and industry leading repeatability over
hundreds of splices.



FiberMASTER Fusion Splicer Series



S60 - Active Core Alignment Splicer

S60 delivers superior low loss and repeatability when splicing dissimilar fibre types using automated detection. Using 2 additional camera motors (6 motors total) to optimise core detection and provide precise alignment for ultimate repeatability with any type of fibre.

Optimised for - Trunk networks, telecom and high volume splicing.

Fast Splice Time - 6 sec (Avg.)

Magnification and Resolution - 400x

Touch Screen - 5" Colour LCD

Heating Time - Typical 18 sec

Battery Capacity - 280 splice/heat cycles

Data storage - 10,000 results + 100 images



S40 - Adaptive Clad Alignment Splicer

S40 delivers superior speed and splice performance in fibre optic installations where fibres of similar types are spliced. Using 4 motors for precision cladding alignment of any type of fibre providing fast splicing and dependable performance.

Optimised for - Fibre to the home (FTTH), access networks, enterprise and campus networks.

Fast Splice Time - 7 sec (Avg.)

Magnification and Resolution - 320x

Touch Screen - 4.3" Colour LCD

Heating Time: Typical 20 sec

Battery Capacity: 240 splice/heat cycles

Data storage: 8,000 results

Ordering Information

FiberMASTER Fusion Splicer Series	
Part No.	Kit Contents
R301-S60K	FiberMASTER S60 Active Core Alignment Fusion Splicer Includes FiberMASTER 6-motor Fusion Splicer, Carry Case, Replacement Electrodes, Cooling Tray, Quick Reference Guide, Power Supply, Cleaver, Alcohol Dispenser, Cleaning Brush, Fibre Stripper, Drop Cable Stripper, Kevlar Shears, USB Work Light, Heat Shrink 60 mm 50 pcs + 40mm 50 pcs
R301-S40K	FiberMASTER S40 Cladding Alignment Fusion Splicer Includes FiberMASTER 4-motor Fusion Splicer, Carry Case, Replacement Electrodes, Cooling Tray, Quick Reference Guide, Power Supply, Cleaver, Alcohol Dispenser, Cleaning Brush, Fibre Stripper, Drop Cable Stripper, Kevlar Shears, USB Work Light, Heat Shrink 60 mm 50 pcs + 40mm 50 pcs

Sapphire Care Plan

Part No.	Kit Contents
SCP-S40-1Y	S40 Sapphire Care Plan - 1 Year
SCP-S40-2Y	S40 Sapphire Care Plan - 2 Year
SCP-S40-3Y	S40 Sapphire Care Plan - 3 Year
SCP-S60-1Y	S60 Sapphire Care Plan - 1 Year
SCP-S60-2Y	S60 Sapphire Care Plan - 2 Year
SCP-S60-3Y	S60 Sapphire Care Plan - 3 Year

For a full list of optional accessories, please visit our website.



Sapphire
CARE PLAN

Why do I need a FiberMASTER?



It depends how important speed and accuracy are to you.

The new FiberMASTER series of fibre optic testers will make it easier and faster to verify, troubleshoot and certify fibre optic cabling.

The OTDR, PON OTDR, Power Meter and Light Source, and Inspection Probe will enable cable installers to get the dependable test results needed, whilst saving thousands of pounds.

As one of the smallest OTDRs in the World you will find them easier to carry and operate whilst the ruggedised housing will protect your investment.

The simplified setup options makes them easy to use, saving you time on training and reducing the likelihood of errors.

Our New York Research and Development centre of excellence has over 30 years experience designing OTDRs providing you with the most advanced, compact optical test systems available.



FiberMASTER OTDR & Power Meter Light Source

SIZE, SIMPLICITY AND VALUE
WITHOUT COMPROMISE, MADE IN
THE USA, TESTED IN GERMANY.

Test, Troubleshoot and Certify cabling faster with the FiberMASTER OTDR.

The FiberMASTER OTDR is available in 4 options, Quad, multimode, singlemode and PON.

The OTDRs feature both high dynamic range and small dead zones providing the precision required for installation and troubleshooting alike.



FEATURES

- **Accuracy verified by test lab, GHMT** - Distance accuracy verified by German test laboratory, GHMT AG in accordance with the Telcordia GR-196 specifications.
- **Industry leading Dynamic Range** - Test longer fibres, PON systems and maintain accuracy on high-loss fibres
- **Save £1,000s on testing** - Save more than 50% vs other premium brands.
- **Built to last** - we've surrounded FiberMASTER with a thick rubber housing. Protecting your investment and reducing downtime.
- **Start testing faster** - There is no boot up time or delay. Simply turn on and start testing.
- **Minimal training time** - The touchscreen user interface will guide you through the setup and testing process to reduce potential mistakes as well as saving time in training field technicians.
- **Made in the USA** - We are proud to develop and manufacture our testers in the USA.

Ordering Information / Kit Contents

Part No	Kit Contents
R240-QIP	FiberMASTER Quad OTDR (850/1300/1310/1550) with SC connectors, Inspection port, Power meter
R240-MIPV	FiberMASTER Multimode OTDR (850/1300) with SC connector, Inspection port, Power meter
R240-SIPV	FiberMASTER Single-mode OTDR (1310/1550) with SC connector, Inspection port, Power meter
R240-PIP	FiberMASTER PON OTDR (1310/1550/1625) with SC-APC connectors, Inspection port, Power meter
R240-LSIV	FiberMASTER Quad light source with LC connectors, Inspection port, VFL
R240-PMIV	FiberMASTER Multimode/single-mode power meter with interchangeable LC/SC/FC/ST connectors, Inspection port, VFL
R240-PMLS	FiberMASTER Multimode/single-mode power meter and quad light source kit, with Inspection port, VFL
R240-VIP	FiberMASTER video inspection probe, with auto-centring and zoom feature, compatible with OTDR, light source and power meter. Includes 1.25mm and 2.5mm universal adapters.

For additional accessories, please visit www.trend-networks.com



FiberMASTER Power Meter Light Source

MEASURE ABSOLUTE POWER
AND CALCULATE THE LOSS
OF FIBRE OPTIC LINKS AT
SEVERAL WAVELENGTHS.

The TREND FiberMASTER fibre optic testing kit allows the user to measure absolute power and calculate the loss of fibre optic links at several wavelengths. Absolute power measurements are helpful when trouble shooting equipment that may not be operating properly.

The dB calibration feature allows the operator to set a reference level to the light source and directly read the loss of fibre optic links without needing to manually calculate the values.



FEATURES

- Troubleshoot fibre optic network components with optical power meter
- Display power loss in dB using reference function
- Measures fibre optic power in milliwatts (mW) and decibel-milliwatts (dBm) for troubleshooting
- Unique form factor for easy storage of the light source allowing full operation of both light source and power meter

Part No.	Kit Contents
33-928	FiberMASTER MM/SM power meter with 850nm light source only (incl. soft case, manual and cable kit)
33-931	FiberMASTER MM/SM fibre optic test kit (quad light source 850/1300/1310/1550)
Part no.	Recommended Accessories
135051	Male FC (2.5mm) to Female LC (1.25mm) connector allows LC connections to interface with FC devices. Contents: One adapter. Order two pieces when using with FiberMASTER or other optical loss test sets.

VFF5

THE VISUAL FAULT FINDER IS A VISIBLE LASER LIGHT SOURCE USED TO CHECK CONTINUITY, LOCATE BREAKS, POOR MECHANICAL SPLICES AND DAMAGED CONNECTORS IN FIBRE OPTIC CABLING.

Used to verify continuity, test and find breaks in fibre links, locate pinched fibre strands in termination cabinets, or anywhere fibre optic cables are terminated and subject to mechanical damage.

The VFF5 is also an excellent aide to technicians terminating mechanical splices or pre-polished connectors where leaking light is an indicator of a poor fibre cleave or other misalignment.



FEATURES

- A hand-held, battery-powered tool, the VFF5 projects a highly visible red light into a fibre optic cable. The VFF5 is used to check continuity of cabling between termination points and to locate bends or breaks in fibres at splicing and termination points
- Useful over a distance of approximately 5km (3.1mi) into multimode fibre and single-mode fibre. Use it as a stand-alone first-line basic troubleshooting tool, or in conjunction with an OTDR to pinpoint faults. Any breaks will be seen as a conspicuously glowing or blinking red light area (in 3mm or smaller cables)
- Equipped with a high-power, day light visible 650nm laser diode which operates either in continuous or flashing mode. The design prevents battery drain due to accidental activation of the tool while inside a tool pouch
- Two AA batteries provide over 30 hours of operation in continuous mode and 80 hours of operation in flashing mode.
- Packaged in a pocket-sized, rugged metal housing and is fitted with 2.5 mm universal connector that accepts ST, SC and FC optical connectors

Part No.	Kit Contents
VFF5	VFF5 - VISUAL FAULT LOCATOR Fibre optic cable continuity tester, fault detector (VFL)
Part No.	Recommended Accessories
33-963-11	Fibre tip pen cleaner to clean 1.25mm connectors and feedthroughs (LC)
33-963-10	Fibre tip pen cleaner to clean 2.5mm connectors and feedthroughs (SC, ST, FC)
135051	Male FC (2.5mm) to Female LC (1.25mm) connector allows LC connections to interface with FC devices. Contents: One adapter. Order two pieces when using with FiberMASTER or other optical loss test sets.

Signaltek

Why do I need a 10G Ethernet Tester?

Problem

LAN networks are at risk of expensive downtime and lost productivity due to the ever-increasing demand of bandwidth hungry services such as video streaming, video conferencing, CCTV cameras and Wi-Fi access points.

Solution

SignalTEK 10G will measure the maximum bandwidth available of the network, identify bottlenecks and discover opportunities to increase bandwidth without replacing expensive data cabling.

SignalTEK 10G

10G ETHERNET TROUBLESHOOTER AND BANDWIDTH TESTER

The new SignalTEK 10G measures the maximum bandwidth of the network cabling up to 10 Gigabits per second. By simulating actual network traffic users can test, troubleshoot and document network and data cable performance up to 10 Gigabit Ethernet standards.

SignalTEK 10G has built-in Wi-Fi connectivity to connect seamlessly to the free AnyWARE Cloud test management system. AnyWARE Cloud offers pre-configuration to eliminate errors on-site, label printer connectivity to save time and “proof of performance” PDF reports for the clients.

FEATURES

- Determine max bandwidth up to 10 Gb/s
- Verify Multi-Gig upgrades on existing cabling
- Pass/Fail to 1/2.5/5/10Gb IEEE standards
- Eliminate PoE guesswork up to 90W
- Copper and fibre interfaces up to 10Gb
- TREND AnyWARE Cloud and PDF reporting
- Label printer connectivity
- Wi-Fi connectivity
- Large touchscreen
- Live remote control



Part No	Kit Contents
R157000	SignalTEK 10G CT - (excl. fibre and network testing) SignalTEK 10G Display/Remote handsets, Li-ion Battery (2), Hanging Strap (2), Quick Ref. Guide, Carry Case, Power Supply (2), 2m Cat 6A shielded patch cables (2).
R157001	SignalTEK 10G FT - (with fibre testing) SignalTEK 10G Display/Remote handsets, Li-ion Battery (2), Hanging Strap (2), Quick Ref. Guide, Carry Case, Power Supply (2), 2m Cat 6A shielded patch cables (2).
R157002	SignalTEK 10G NT - (with network testing) SignalTEK 10G Display/Remote handsets, Li-ion Battery (2), Hanging Strap (2), Quick Ref. Guide, Carry Case, Power Supply (2), 2m Cat 6A shielded patch cables (2).
R157003	SignalTEK 10G Pro - (with fibre and network testing) SignalTEK 10G Display/Remote handsets, Li-ion Battery (2), Hanging Strap (2), Quick Ref. Guide, Carry Case, Power Supply (2), 2m Cat 6A shielded patch cables (2).
TRADE157000	SignalTEK 10G CT - TRADE-IN (excl. fibre and network testing) SignalTEK 10G Display/Remote handsets, Li-ion Battery (2), Hanging Strap (2), Quick Ref. Guide, Carry Case, Power Supply (2), 2m Cat 6A shielded patch cables (2).
TRADE157001	SignalTEK 10G FT - TRADE-IN (with fibre testing) SignalTEK 10G Display/Remote handsets, Li-ion Battery (2), Hanging Strap (2), Quick Ref. Guide, Carry Case, Power Supply (2), 2m Cat 6A shielded patch cables (2).
TRADE157002	SignalTEK 10G NT - TRADE-IN (with network testing) SignalTEK 10G Display/Remote handsets, Li-ion Battery (2), Hanging Strap (2), Quick Ref. Guide, Carry Case, Power Supply (2), 2m Cat 6A shielded patch cables (2).
TRADE157003	SignalTEK 10G Pro - TRADE-IN (with fibre and network testing) SignalTEK 10G Display/Remote handsets, Li-ion Battery (2), Hanging Strap (2), Quick Ref. Guide, Carry Case, Power Supply (2), 2m Cat 6A shielded patch cables (2).
UPGRADE10GFIB	UPGRADE SignalTEK 10G - Fibre testing option Unlock the fibre testing option using a simple license key
UPGRADE10GNET	UPGRADE SignalTEK 10G - Network testing option Unlock the advanced network testing option using a simple license key

For additional accessories, please visit www.trend-networks.com

NaviTEK NT

COPPER AND FIBRE NETWORK TROUBLESHOOTER

The NaviTEK NT is a network tester for troubleshooting and maintenance of active and passive copper and fibre networks. Incorporating an improved graphical interface NaviTEK NT allows network technicians to pinpoint and solve network connectivity issues faster than ever before. Subsequently, tests can be saved as PDF reports and shared with colleagues and clients using the free TREND AnyWARE app.

NOW WITH TOUCHSCREEN (Plus & Pro)

Download the FREE App today

FEATURES

- Port & network summary info:** Press the Autotest button to display summary information and allow for detailed inspection of network parameters
 - VLAN detection & operation:** Automatic detection of VLAN ID's allows the user to configure NaviTEK NT for operation on a VLAN
 - Ethernet utilisation:** Real time display of broadcast network traffic shown as a percentage of port speed for the previous 60 minutes
- CDP/LLDP/EDP port information:** Show port information using Cisco Discovery Protocol (CDP), Link Layer Discovery Protocol (LLDP) and Extreme Discovery Protocol (EDP)
 - Netscan:** Display list of IP and MAC addresses of every device connected to the network
 - Network Probe:** View network illustration to verify test results of each network component

Description is for NaviTEK NT Pro model.
 For features of NaviTEK NT Plus and NaviTEK NT, please visit www.trend-networks.com

Part No.	Kit Contents
R153001	NaviTEK NT – Network Troubleshooter. 1 x NaviTEK NT test unit, 1 x Remote unit No. 1, 4 x AA dry cell batteries (non-rechargeable), 2 x Patch cables - 30cm, Cat. 5e STP, 1 x Quick reference guide, 1 x Carry case
R151005	NaviTEK NT Plus – Network Troubleshooter. 1 x NaviTEK NT Plus test unit with touchscreen, 1 x Remote unit No. 1, *
R151006	NaviTEK NT Pro – Network Troubleshooter. 1 x NaviTEK NT Pro test unit with touchscreen, 1 x Remote unit No. 1, *
*Additional content: 1 x Rechargeable Power Module, 1 x PSU EU/UK/US adapters, 2 x Patch cables - 30cm, Cat. 5e STP, 1 x USB Wi-Fi adapter, 1 x Quick reference guide, 1 x Carry case	
Part No.	Description
MGKSX1	1 x 850nm SX MM SFP + fibre patch cord accessories kit
MGK LX2	1 x 1310nm LX SM SFP + fibre patch cord accessories kit
MGKZX3	1 x 1550nm ZX SM SFP + fibre patch cord accessories kit
150058	RJ-45 replacement kit - Pack of 10 replacement inserts with extraction tool

For additional accessories, please visit www.trend-networks.com

SignalTEK NT

COPPER AND FIBRE NETWORK TRANSMISSION TESTER

More than a qualifier

If you install, maintain or troubleshoot data cabling and Ethernet networks, SignalTEK NT allows you to prove the performance up to Gigabit Ethernet transmission rates.

By simulating actual network traffic users are able to test and document network and data cable performance to Gigabit Ethernet standards.

Use the free TREND AnyWARE app to view and send data cable/network test reports to colleagues and clients anywhere.



Download the FREE App today



TREND
AnyWARE
APP

FEATURES

- Network traffic performance test on copper and fibre to IEEE802.3ab standard
- Wiremap test for open, shorts, miswires and split pairs to TIA-568 standard
- Gigabit link verification for copper and fibre cabling
- PoE/PoE+ verification that displays available voltage at device location
- Verify network configuration (device IP/gateway address/subnet mask)
- Switch port identification via LLDP/CDP protocols
- Distance to fault using TDR technology (copper only)
- Ability to identify and trace cables with a compatible amplifier probe (R180001)
- Optical power indication (with compatible SFP modules)
- Stress test network before installing bandwidth hungry devices
- Port blink to visually trace cable from work area outlet to network switch
- Displays port ID of LLDP/CDP enabled switches to eliminate manual cable tracing

Part No.	Kit Contents
R156005	SignalTEK NT – Network Transmission Tester. Includes 1 x display with touchscreen, 1 x remote, 2 x NiMH batteries, 2 x patch cables - 30cm, Cat 5e STP, 2 x power supply with EU/UK/US adapters, 1 x USB Wi-Fi adapter, 1 x quick reference guide, 1 x carry case
Part No.	Recommended Accessories
R180001	TREND amplifier probe
MGKSX1	1 x 850nm SX MM SFP + fibre patch cord accessories kit
MGKLX2	1 x 1310nm LX SM SFP + fibre patch cord accessories kit
MGKZX3	1 x 1550nm ZX SM SFP + fibre patch cord accessories kit
150058	1 x RJ45 insert extraction tool, 10 x Lifejack RJ45 inserts

For additional accessories, please visit www.trend-networks.com

LanXPLORED Pro

NETWORK TROUBLESHOOTER
WITH BANDWIDTH MONITORING
AND PERFORMANCE
DIAGNOSTICS

LanXPLORED Pro is an In-Line tester for diagnosing problems in active and passive networks. Capabilities include troubleshooting for Ethernet connectivity and identifying faults in copper cables. Networks can be accessed through copper, fibre and Wi-Fi interfaces.



Download the FREE App today

FEATURES

- The unique In-Line feature allows you to monitor network traffic between two devices to diagnose low level Ethernet issues that cannot be detected by either a PC or a managed switch
- See your top 10 device downloaders and uploaders on the network to help troubleshooting
- Supports IPv4 and IPv6
- Touch screen for easy data entry
- Performs a scan of your the entire network including printers, servers and PCs. Then rescan and check any changes which is useful for IT audits and troubleshooting
- Provides a comprehensive analysis on layer 1 (physical cable), layer 2 (data), layer 3 (IP) as well as layer 4 and above
- Field replaceable RJ45 contacts eliminate downtime from worn or damaged connectors
- Monitoring VoIP calls and the Quality of Service (QoS) including Real Time Transport Protocol (RTP) and jitter
- Detection of PoE and PoE+ with voltage, current and power measurements to discover any power supply issues. In-Line mode allows you to measure the consumption of your PoE devices

Part No.	Kit Contents
R150001	LanXPLORED Pro - In-line Network Troubleshooter 1 x LanXPLORED Pro test unit, 1 x remote unit #1, 1 x 2.4/5GHz Wi-Fi antenna, 1 x TREND amplifier probe R180001, 1 x power module (rechargeable), 1 x mains PSU/charger, 2 x 30cm RJ45 cable, 1 x USB Wi-Fi adapter, 1 x quick reference guide (English), 1 x carrying case
Part No.	Description
MGKSX1	1 x 850nm SX MM SFP + fibre patch cord accessories kit
MGKLX2	1 x 1310nm LX SM SFP + fibre patch cord accessories kit
MGKZX3	1 x 1550nm ZX SM SFP + fibre patch cord accessories kit
150058	RJ-45 replacement kit - Pack of 10 replacement inserts with extraction tool

For additional accessories, please visit www.trend-networks.com

SecuriTEST IP

CCTV CAMERA TESTER FOR IP
DIGITAL / HD COAX / ANALOGUE
SYSTEMS

Camera Configuration, Installation and Troubleshooting

SecuriTEST IP is an installation and troubleshooting tester for digital/IP, HD coax and analogue CCTV camera systems. With a single tester that can power, configure and document, SecuriTEST IP increases productivity from start to finish.

Supply power to cameras via PoE/PoE+ (Power over Ethernet) or standard 12V DC power using its internal Li-Ion battery, eliminating the need for external power adapters and injectors.

The QuickIP™ feature allows installers who are new to IP camera systems to quickly and easily connect to cameras without being network experts.



FEATURES

- Connect to various cameras using RJ45, Wi-Fi or BNC ports
- Power the camera with 12V from the Li-Ion battery or PoE/PoE+
- Faster camera login using the unique QuickIP™ function
- Comprehensive camera setup with aim, focus, PTZ, presets and network settings
- Provide proof of installation with PDF reports that show camera parameters and multiple video screen-shots
- Eliminate guess work with data cable and network troubleshooting tools

Part No.	Kit Contents
R171000	SecuriTEST IP Digital/Analogue/HD Coax CCTV Tester. 1 x SecuriTEST IP Camera Tester, 1 x carry case, 2 x neck straps, 1 x PSU EU/UK/US/AU adapters, 1 x cable tracer/remote, 1 x 3m Cat. 5e UTP patch cable, 1 x 3m coax cable with two end BNC (m) connectors, 1 x 3m DC12V 3.5(f) to 2.5(f) power cable, 2 x RS485 female green plugs, 1 x 0.5m RS485 cable with female green plug and two clips, 1 x 0.5m audio male jack with other end two clips, 1 x quick reference guide, 1 x 8GB microSD card and reader with USB adapter

Part No.	Accessories
R171050	1 x Replacement Cable Tracer/Remote
R171051	1 x Replacement accessory set for SecuriTEST IP, 1 x coax cable with two end BNC (m) connectors, 1 x DC12V 3.5(f) to 2.5(f) power cable, 2 x RS485 female green plug
R171052	1 x Replacement Battery

For additional accessories, please visit www.trend-networks.com

NaviTEK IE

COPPER AND FIBRE TROUBLESHOOTER FOR PROFINET INDUSTRIAL ETHERNET NETWORKS

The NaviTEK IE is a tester for commissioning, preventative maintenance and troubleshooting of PROFINET Industrial Ethernet networks as well standard Ethernet IP networks.

Designed to simplify the process, the NaviTEK IE identifies network nodes and configuration without requiring a PC and speciality software. An easy to understand system health check pinpoints potential issues before they become network failures. Automatically discover cable, network or device configuration/faults with the touch of a button. To prove the network has been commissioned successfully, NaviTEK IE provides professional PDF reports that can be shared with colleagues and clients using the free TREND AnyWare™ mobile app.



Download the FREE App today

 Download on the App Store

 GET IT ON Google play



FEATURES

- Pinpoint cable faults on copper and fibre cabling
 - Easily configure nodes to resolve connectivity issues
 - Prevent network failures with the health check feature
 - Locate hard to find devices using the device blink feature
 - Find mis-configured
- devices using the NetMAP comparison tool
 - Find rogue devices using the 48 hour event log
 - Create professional PDF reports for your clients
 - Send reports anywhere using the free TREND AnyWARE app

Part No.	Kit Contents
R151010	NaviTEK IE - Industrial Ethernet Tester 1 x NaviTEK IE test unit, 1 x Remote unit No. 1, 1 x Rechargeable Power Module, 1 x PSU EU/UK/US adapters, 2 x Patch cables - 30cm, Cat. 5e STP, 1 x USB Wi-Fi adapter, 1 x Quick reference guide, 1 x Carry case, 2 x PROFINET RJ45 (m) - M12 (f) D coded 1m adapter cable (R151058)
Part No.	Description
R151058	2 x PROFINET RJ45 (m) - M12 (f) D coded 1m adapter cable
R151059	2 x PROFINET RJ45 (m) - M12 (f) X coded 1m adapter cable
R151060	1 x 100Base-Fx SFP housing Media Converter

For additional accessories, please visit www.trend-networks.com

Tone & Probe

LOCATE CABLES FAST

Don't hope for the best, **depend** on our Tone & Probe to easily trace all types of copper cables. Our industry leading power output provides cable tracing you can depend on, even over long distances. Find cabling fast using the visual signal indicator and powerful speaker combination.

The tone generator is equipped with comprehensive line testing features for troubleshooting and service verification.

The tone and probe set creates the perfect team to accurately identify data cable pairing using its multiple tone pattern feature.



FEATURES

AMPLIFIER PROBE

- Locate weak signals using the highly sensitivity probe
- Easier cable tracing with both audible and visual indicators
- Find cables in noisy environments using the earphone jack
- Operates in dark areas using the LED torch
- Compatible with LanTEK IV-S, III & II, LanXPLORER Pro, SignalTEK, NaviTEK, PoE PRO & VDV II
- 9 volt battery included

TONE GENERATOR

- Provides four functions: tone generation, continuity testing, talk battery and line polarity confirmation
- Trace longer cables using the industry leading power output.
- Solve issues faster with power supply for external talk sets.
- Verify cabling with polarity and continuity.
- Easy to use and requires no training.
- 9 volt battery included

Part No	Kit Contents
R180000	Tone & Probe Kit 1 x Amplifier Probe, 1x Tone Generator, 1 x RJ45 to RJ11 cable, 1 x Crocodile to RJ45 Patch Cord, 1 x carry case, 2 x carry strap, 1 x Probe user guide, 1 x Tone Generator user guide
R180001	Probe 1 x Amplifier Probe, 1 x carry strap, 1 x user guide
R180002	Tone Generator 1x Tone Generator, 1 x RJ45 to RJ11 patch cord, 1 x Crocodile to RJ45 Patch Cord, 1 x carry strap, 1 x user guide
R180050	1 x Probe Tip
R180051	1 x RJ45 to RJ11 cable, 1 x RJ45 to Crocodile clips cable
R180052	1 x RJ45 to insulation piercing alligator clips

SELECTION GUIDE

		CCTV	DATA CABLE TESTING				
		SecuriTEST IP	PoE Pro	VDV II	SignalTEK CT	LanTEK IV-S	FiberTEK IV
By features required (Copper cable/LAN network)	Wiremap testing	o	o	o	o	o	
	Determine distance to fault	o	o	Pro	o	o	
	Determine max bandwidth up to 10 Gb/s						
	Tone generator	Digital	Digital/Analog	Analog	Analog		
	CDP/LLDP decoding						
	Hub blink	o	o	Plus & Pro			
	Measure cable length	o	o	Plus & Pro	o	o	
	Ping and traceroute test	o					
	PoE service detection	o	o	Pro			
	PoE load test		PoE ++ 90W				
	Service detection PBX and ISDN		o	Pro			
	Ethernet transmission testing - cable				o		
	Ethernet transmission testing - network						
	Cable certification - copper					o	
	VoIP diagnostics						
	QoS monitoring						
	Advanced network troubleshooting						
	Network auditing/mapping of IP devices						
	Security Camera Setup	o					
	PROFINET testing/ troubleshooting						
By features required (Fibre cable/LAN network)	PROFINET testing/ troubleshooting						
	Determine distance to fault						
	Cable tracing and identification						
	Determine cable length					with FiberTEK IV	with LanTEK IV-S
	CDP/LLDP/EDP decoding						
	Hub blink						
	Ping and traceroute test						
	LAN/Ethernet						
	Cable certification Tier 1					with FiberTEK IV	with LanTEK IV-S
	Cable certification Tier 2						
	Measure link attenuation (dB loss)					with FiberTEK IV	with LanTEK IV-S
	Detailed loss diagnostics						
	Macro bend detection						
By features required (Telecom/ WAN Network)	RFC2544 test, jitter, delay, latency, frame loss, throughput test						
	Y.1564, NetSAM test						
	SLA, SLA-Tick & BERT test, traffic generation						
	Loop back						
Reporting	PDF Reporting	o	o	o	o	o	o
	TREND AnyWARE Cloud / Desktop					o	o
	TREND AnyWARE Mobile App		o	o	o		

SELECTION GUIDE

			NETWORK TESTING				INDUSTRIAL ETHERNET	TELECOM TESTING
OTDR II	FiberMaster	VFF5	SignalTEK NT	SignalTEK 10G	NaviTEK NT	LanXPLOER Pro	NaviTEK IE	UniPRO MGig1
			o	o	o	o	o	
			o	o	o	o	o	o
			1 Gb/s	o				1 Gb/s
				Analog	Analog	Analog	Analog	Analog
			o	o	Plus & Pro	o	o	o
			o	NT & Pro	o	o	o	o
			o	o	o	o	o	o
			o	NT & Pro	o	o	o	o
			o	o	o	o	o	o
			PoE+ 25W	PoE++ 90W	Plus & Pro PoE+ 25W	PoE+ 25W	PoE+ 25W	PoE+ 25W
			o	o	o	o	o	o
			o	o				o
			o	NT & Pro				o
						o		
						o		o
						o		o
						o		
							o	
							o	
o	o							
o		o						
o	o			FT				
			o	Pro	Pro	o	o	o
			o	Pro	Pro	o	o	o
			o	Pro	Pro	o	o	o
			o	FT	Pro	o	o	o
o	o							
o				FT				
o	o							
o								
								o
								Pro
								o
					Pro	o	o	o
o	o		o	o	Plus & Pro	o	o	xml format
				Cloud only				
			o		Plus & Pro	o	o	



TREND NETWORKS

Apple and the Apple logo are trademarks of Apple Inc., registered in the U.S. and other countries. App Store is a service mark of Apple Inc. Android is a trademark of Google Inc.
All Rights Reserved. TREND NETWORKS, The Connected Dots Device, LanTEK, FiberTEK, SignalTEK, NaviTEK, SecuriTEST and the TREND AnyWARE logos are trademarks or registered trademarks of TREND NETWORKS.

TREND NETWORKS
TREND Networks House
728 London Road, High Wycombe, HP11 1HE, UK.
Tel. +44 (0)1925 428380 | Fax. +44 (0)1925 428381
Tech Hotline: +44 (0)1494 486432

uksales@trend-networks.com

www.trend-networks.com

Specification subject to change
without notice. E&OE

© TREND NETWORKS 2023
Publications no. 00801
Rev. 5.