



MSTronic Co.,Ltd.

2F, 12, Gongshang Rd., Wugu Dist., New Taipei City, 248, Taiwan

TEL:886-2-2293-0159 FAX:886-2-2292-8851

E.MAIL: mse@mse.com.tw
WEB: http://www.mse.com.tw

MIT 77G-48ANRN

Gigabit PoE Injector

1. INPUT :

- 1.1 Input Voltage: 100Vac to 240Vac
- 1.2 Input Frequency: 47-63 hz
- 1.3 Input Current: 0.46A at 120Vac
0.26A at 230Vac

OUTPUT :

2.1 Output Voltage & Current:

OUTPUT	48V
Max. load	0.5A
Power	24W
Min. Load	0A
Load reg. %	5%
Line reg. %	1%
Ripple %	1%
Noise %	1%

TOTAL POWER :24W

Note 1: Noise bandwidth is from DC to 20Mhz. Ripple & Noise is measured by Paralleling a 0.1Uf metalized capacitor on the test point.

2. EFFICIENCY : 87% min at Full Load , 120Vac & 230Vac Input Voltage

3. PROTECTION

4.1 Short Circuit Protection

Output Short GND Terminal will not damage the Power Supply and will Auto-Reset.

4.2 Input with Fuse Protection.

4.3 High Pot: 4242Vdc, 60Sec, Input Terminal to output Terminal.

5. GENERAL DESCRIPTION

- 5.1 Operation Temperature: -25 - +50 Degree
- 5.2 Storage Temperature: -40 - +85 Degree
- 5.3 Operation Humidity: 5% - 90%
- 5.4 Cooling: Free air cooling
- 5.5 SIZE : 86*78*36 (L)*(W)*(H) unit: m/m



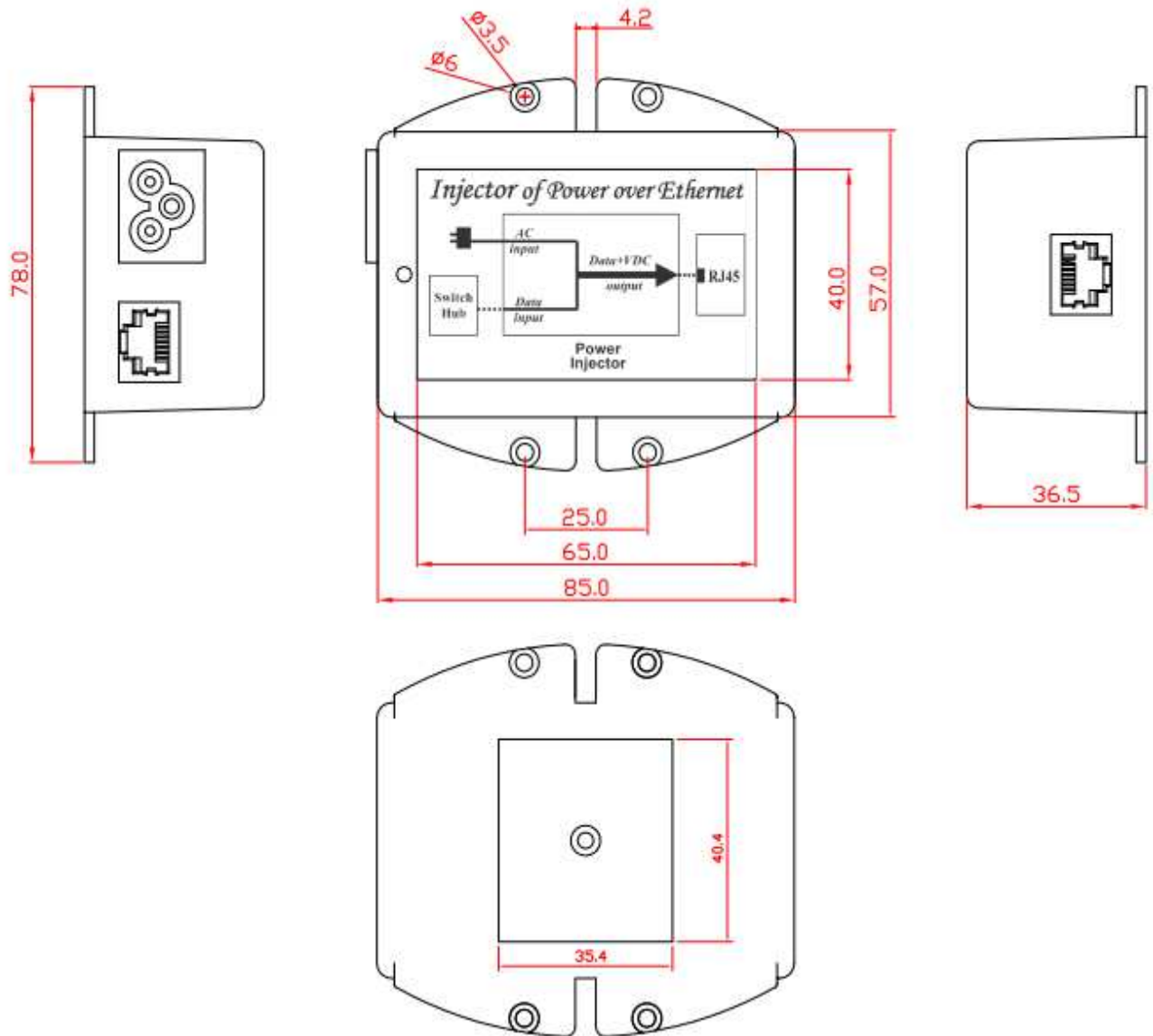
MSTronic Co.,Ltd.

2F, 12, Gongshang Rd., Wugu Dist., New Taipei City, 248, Taiwan

TEL:886-2-2293-0159 FAX:886-2-2292-8851

E.MAIL: mse@mse.com.tw

WEB: <http://www.mse.com.tw>





MSTronic Co.,Ltd.

2F, 12, Gongshang Rd., Wugu Dist., New Taipei City, 248, Taiwan

TEL:886-2-2293-0159 FAX:886-2-2292-8851

E.MAIL: mse@mse.com.tw

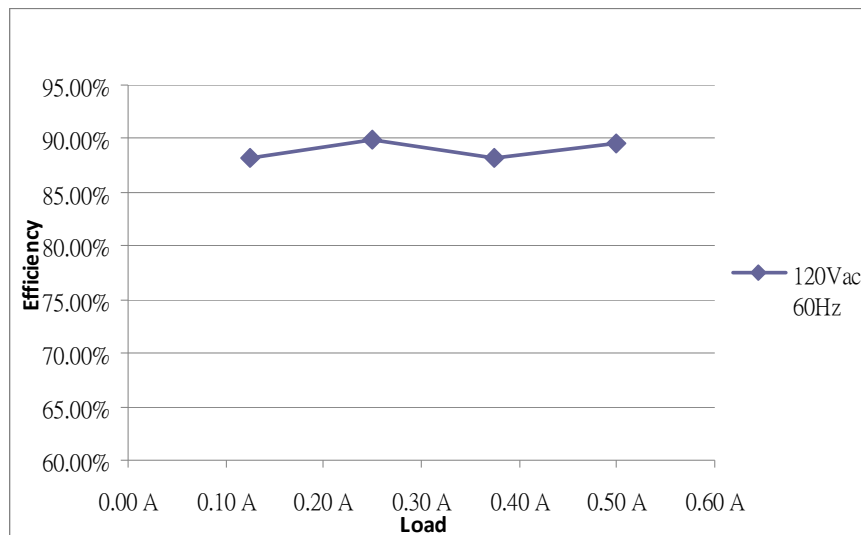
WEB: http://www.mse.com.tw


6. USA-VI

MODEL NAME: MIT-77G-48ANRN			
Rated Vout	48 V	DoE Level VI (USA-VI)	
Rated Iout	0.50 A	Average	No-Load
Rated Power	24 W	≥ 86.20%	<100mW

Vin	Pin	Vout	Iout	Pout	Efficiency	Average
120Vac 60Hz	6.90 W	48.71 V	0.13 A	6.09 W	88.24%	88.97%
	13.50 W	48.57 V	0.25 A	12.14 W	89.94%	
	20.60 W	48.44 V	0.38 A	18.17 W	88.18%	
	27.00 W	48.33 V	0.50 A	24.17 W	89.50%	
No-Load	90mW					

Vin	Pin	Vout	Iout	Pout	Efficiency	Average
230Vac 50Hz	6.90 W	48.69 V	0.13 A	6.09 W	88.21%	89.94%
	13.30 W	48.56 V	0.25 A	12.14 W	91.28%	
	20.30 W	48.43 V	0.38 A	18.16 W	89.46%	
	26.60 W	48.32 V	0.50 A	24.16 W	90.83%	
No-Load	150mW					





MSTronic Co.,Ltd.

2F, 12, Gongshang Rd., Wugu Dist., New Taipei City, 248, Taiwan

TEL:886-2-2293-0159 FAX:886-2-2292-8851

E.MAIL: mse@mse.com.tw

WEB: <http://www.mse.com.tw>

7.Indicator :

7.1 LED (GREEN) indicates PWR – OK

8 CONNECTION :

RJ-45 Input (Data Only)			RJ-45 Output (Data & Power)	
Pin	Symbol	Description	Symbol	Description
1	BI_DA+	Data Pair A+	+Vdc + BI_DA+	power(+)+Data Pair A+
2	BI_DA-	Data Pair A-	+Vdc + BI_DA-	power(+)+Data Pair A-
3	BI_DB+	Data Pair B+	-Vdc + BI_DB+	power(-)+Data Pair B+
4	BI_DC+	Data Pair C+	BI_DC+	Data Pair C+
5	BI_DC-	Data Pair C-	BI_DC-	Data Pair C-
6	BI_DB-	Data Pair B-	-Vdc + BI_DB-	power(-)+Data Pair B-
7	BI_DD+	Data Pair D+	BI_DD+	Data Pair D+
8	BI_DD-	Data Pair D-	BI_DD-	Data Pair D-

Note : the model is isolated design, the output +/- or input +/- can be shorted to ground (FG).

9. SPEC. of SURGE/LIGHTNING PROTECTION

	Signal
Operating Voltage	Data 5V
Clamping Voltage	Data 16.5V (@I PP =5A, t p =8/20μs, I/O pin to GND)
Peak Pulse Current	20A (tp=8/20μs)
Pin Protected	All 8 pin protected
Max. Shut Capacitance	<3pF (VR = 0V, f = 1MHz, I/O pin to GND) < 1.5 pF (VR = 0V, f = 1MHz, Between I/O pins)
IEC COMPATIBILITY (EN61000-4)	IEC61000-4-2 (ESD) ±15kV (air), ±8kV (contact) IEC61000-4-4 (EFT) 40A (5/50ns) IEC61000-4-5 (Lightning) 20A (8/20μs)