

# Rittal – The System.

Faster – better – everywhere.

► **Network/server enclosures TS IT with vented door, with 482.6 mm (19") mounting angles – DK 5527.110**

Date : Aug 9, 2016

ENCLOSURES

POWER DISTRIBUTION

CLIMATE CONTROL

IT INFRASTRUCTURE

SOFTWARE & SERVICES

FRIEDHELM LOH GROUP



# Network/server enclosures TS IT with vented door, with 482.6 mm (19") mounting angles – DK 5527.110

created: 09.08.2016 on [www.rittal.com/com-en](http://www.rittal.com/com-en)



## Product description

<b>Material:</b>	Sheet steel Aluminium
<b>Surface finish:</b>	Enclosure frame: Dipcoat-primed Interior installation: Dipcoat-primed Doors and roof: Dipcoat-primed, powder-coated
<b>Colour:</b>	Enclosure frame and panels: RAL 7035 Interior installation, vent grille at the front: RAL 9005
<b>Supply includes:</b>	TS 8 enclosure frame with doors and roof plate Aluminium/sheet steel door at the front, vented (vented surface area approx. 85% perforated), 180° hinges Lock front and rear: Comfort handle for semi-cylinders and security lock 3524 E Two 482.6 mm (19") mounting sections front and rear, variably mounted on support strips with quick-release fasteners Spacers to raise the fan cover plate, for passive cooling (supplied loose) Connection accessories for potential equalisation with earthing point (supplied loose) 50 multi-tooth screws M5, cage nuts M5, conductive (supplied loose) IPPC pallet 1 Roof plate, multi-piece, removable, for horizontal cable entry at the rear and covered cut-out for fan mounting plate 1 Sheet steel door at the rear, vertically divided, vented (vented surface area approx. 85% perforated), 180° hinges
<b>Note:</b>	Depending on the siting type and location, the door opening may vary for selected applications
<b>Packs of:</b>	1 pc(s).
<b>EAN:</b>	4028177703582

<b>Customs tariff number:</b>	94032080
<b>eCl@ss 5.1:</b>	27180201
<b>eCl@ss 7.0:</b>	27180207
<b>ETIM 6.0:</b>	EC002499
<b>Basic material:</b>	Sheet steel





## Product features

<b>Dimensions:</b>	Width: 600 mm Height: 1800 mm Depth: 600 mm
<b>Installation height for components:</b>	38 U
<b>Distance between levels as delivered:</b>	345 mm
<b>Load capacity:</b>	482.6 mm (19") level: 15000 N
<b>Weight/pack:</b>	66.8 kg

## Approvals

<b>Approvals:</b>	 <a href="#">UL + C-UL (EN)</a>
-------------------	--

## Downloads

<b>Data sheets:</b>	 <a href="#">Technical details (DE)</a>  <a href="#">Technical system catalogue (DE)</a>
<b>Documentation:</b>	 <a href="#">Instructions (FR, EN, DE)</a>
<b>CAD drawings:</b>	 <a href="#">Visio Shapes (EN, DE)</a>
<b>CAD drawings:</b>	Request