

Rittal – The System.

Faster – better – everywhere.

► **Network/server enclosures TS IT with vented door, with 482.6 mm (19") mounting angles – DK 5513.110**

Date : Aug 10, 2016

ENCLOSURES

POWER DISTRIBUTION

CLIMATE CONTROL

IT INFRASTRUCTURE

SOFTWARE & SERVICES

FRIEDHELM LOH GROUP



Network/server enclosures TS IT with vented door, with 482.6 mm (19") mounting angles – DK 5513.110

created: 10.08.2016 on www.rittal.com/com-en



Product description

Material: Sheet steel
Aluminium

Surface finish: Enclosure frame: Dipcoat-primed
Interior installation: Dipcoat-primed
Doors and roof: Dipcoat-primed, powder-coated

Colour: Enclosure frame and panels: RAL 7035
Interior installation, vent grille at the front: RAL 9005

Supply includes: TS 8 enclosure frame with doors and roof plate
Aluminium/sheet steel door at the front, vented (vented surface area approx. 85% perforated), 180° hinges
Lock front and rear: Comfort handle for semi-cylinders and security lock 3524 E
Two 482.6 mm (19") mounting sections front and rear, variably mounted on support strips with quick-release fasteners
Spacers to raise the fan cover plate, for passive cooling (supplied loose)
Connection accessories for potential equalisation with earthing point (supplied loose)
50 multi-tooth screws M5, cage nuts M5, conductive (supplied loose)
IPPC pallet
1 Roof plate, multi-piece, removable, with side cable entry in the depth and covered cut-out for fan mounting plate
1 Sheet steel door at the rear, vertically divided, vented (vented surface area approx. 85% perforated), 180° hinges

Note: Depending on the siting type and location, the door opening may vary for selected applications

Packs of: 1 pc(s).

EAN: 4028177678156

| | |
|-------------------------------|-------------|
| Customs tariff number: | 94032080 |
| eCl@ss 5.1: | 27180201 |
| eCl@ss 7.0: | 27180207 |
| ETIM 6.0: | EC002499 |
| Basic material: | Sheet steel |





Product features

| | |
|----------------------------------------------|----------------------------------------------------|
| Dimensions: | Width: 600 mm Height: 2200 mm Depth: 1000 mm |
| Installation height for components: | 47 U |
| Distance between levels as delivered: | 745 mm |
| Load capacity: | 482.6 mm (19") level: 15000 N |
| Weight/pack: | 84.4 kg |

Approvals

| | |
|-------------------|--------------------------------------------------------------------------------------------------------------------|
| Approvals: |  UL + C-UL (EN) |
|-------------------|--------------------------------------------------------------------------------------------------------------------|

Downloads

| | |
|-----------------------|-----------------------------------------------------------------------------------------------------------------------------------------------------------------------------------------------------------------------------------------------------------------|
| Data sheets: |  Technical details EN  Technical system catalogue (DE) |
| Documentation: |  Instructions (FR, EN, DE) |
| CAD drawings: |  Visio Shapes (EN, DE) |
| CAD drawings: | Request |