

Rittal – The System.

Faster – better – everywhere.

► **Network/server enclosures TS IT with glazed door, IP 55, with 482.6 mm (19") mounting frame – DK 5509.131**

Date : Aug 10, 2016

ENCLOSURES

POWER DISTRIBUTION

CLIMATE CONTROL

IT INFRASTRUCTURE

SOFTWARE & SERVICES

FRIEDHELM LOH GROUP



Network/server enclosures TS IT with glazed door, IP 55, with 482.6 mm (19") mounting frame – DK 5509.131

created: 10.08.2016 on www.rittal.com/com-en



Product description

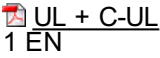
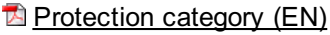
Material:	Sheet steel Aluminium Glazed aluminium door with 3 mm single-pane safety glass
Surface finish:	Enclosure frame: Dipcoat-primed Interior installation: Dipcoat-primed Doors and roof: Dipcoat-primed, powder-coated
Colour:	Enclosure frame and panels: RAL 7035 Interior installation: RAL 9005
Protection category IP to IEC 60 529:	IP 55 only in conjunction with baying seal or screw-fastened side panels
Supply includes:	TS 8 enclosure frame with doors and roof plate Glazed aluminium door at the front, 180° hinges Sheet steel door at the rear, 180° hinges Lock front and rear: Comfort handle for semi-cylinders and security lock 3524 E Roof plate, one-piece, solid Base tray and gland plate, multi-piece, solid Two 482.6 mm (19") mounting frames, front and rear, depth-variable Baying seal and sealing kit for gland plates (supplied loose) Connection accessories for potential equalisation with earthing point (supplied loose) 50 multi-tooth screws M5, cage nuts M5, conductive (supplied loose) IPPC pallet
Note:	Depending on the siting type and location, the door opening may vary for selected applications For enclosures with height and depth 2000 x 1200 mm / 2200 x 1000 mm / 2200 x 1200 mm, the matching side panels are optionally available and are supplied fitted to the enclosure
Packs of:	1 pc(s).

EAN:	4028177705777
Customs tariff number:	94032080
eCl@ss 5.1:	27180201
eCl@ss 7.0:	27180207
ETIM 6.0:	EC002499
Basic material:	Sheet steel


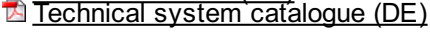
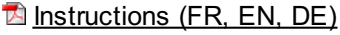

Product features

Dimensions:	Width: 800 mm Height: 2000 mm Depth: 1000 mm
Installation height for components:	42 U
Distance between levels as delivered:	745 mm
Load capacity:	482.6 mm (19") level: 10000 N
Weight/pack:	134.8 kg

Approvals

Approvals:	
Certificates:	

Downloads

Data sheets:	 
Documentation:	
CAD drawings:	
CAD drawings:	Request